

23rd World Championship Boat Angling for JUNIORS 2024



24.08.2024 till 31.08.2024

Rathmullan Co. Donegal, Ireland



Teams Final Classification

after 3rd Competition Day (29.08.2024)

Rank	Nation	Team	Ranks	Points	Count	6	5	4	3	2	1
1		Italy Team A	1 + 1 + 1 = 3	1 001	328	0	15	153	0	154	6
2		Slovenia Team A	2 + 3 + 2 = 7	836	329	0	8	82	0	229	10
3		Croatia Team A	4 + 2 + 3 = 9	772	311	0	6	80	0	197	28
4		Ireland Team A	5 + 4 + 4 = 13	644	231	0	9	83	0	128	11
5		Spain Team A	3 + 6 + 7 = 16	515	210	0	4	46	3	145	12
6		Germany Team A	6 + 5 + 5 = 16	575	221	0	4	67	1	135	14
7		Ireland Team B	7 + 7 + 6 = 20	395	145	0	0	54	0	88	3

23rd World Championship Boat Angling for JUNIORS 2024



24.08.2024 till 31.08.2024





Rathmullan Co. Donegal, Ireland



Individual Final Classification

after 3rd Competition Day (29.08.2024)

Rank	Bib	Participant	Nation	Team	Ranks	Count	6	5	4	3	2	1
1	12	DEL GRECO CHRISTIAN		Italy Team A	2 + 7 + 1 = 10	88	0	1	72	0	15	0
2	16	FRAS MARTIN		Slovenia Team A	1 + 4 + 7 = 12	104	0	0	11	0	90	3
3	13	MARCHI PIETRO		Italy Team A	4 + 3 + 5 = 12	44	0	6	26	0	12	0
4	18	KRIZMAN LEON		Slovenia Team A	5 + 9 + 4 = 18	60	0	5	10	0	43	2
5	15	VOLPI NICOLA		Italy Team A	10 + 1 + 8 = 19	95	0	1	30	0	58	6
6	14	MATTOLINI FILIPPO		Italy Team A	3 + 2 + 19 = 24	55	0	6	17	0	32	0
7	27	FERARA VITO		Croatia Team A	9 + 14 + 2 = 25	66	0	0	12	0	52	2
8	28	HAJDARAJ TEO		Croatia Team A	12 + 12 + 3 = 27	74	0	1	12	0	57	4
9	3	BREETVELD DENIS		Ireland Team A	11 + 13 + 10 = 34	54	0	3	23	0	25	3
10	24	KNOOF NICO		Germany Team A	13 + 5 + 18 = 36	50	0	0	7	0	43	0
11	20	KONCILJA MAKS		Slovenia Team A	8 + 22 + 6 = 36	70	0	1	28	0	40	1
12	34	SOLE SOLA ADRIA		Spain Team A	7 + 17 + 17 = 41	70	0	0	8	1	58	3
13	32	FERNANDEZ ALBERTO		Spain Team A	6 + 10 + 32 = 48	31	0	2	27	0	2	0
14	22	BACKHAUS JAN LUKAS		Germany Team A	28 + 6 + 15 = 49	65	0	1	32	0	27	5
15	31	TARAS JOSIP		Croatia Team A	17 + 8 + 24 = 49	49	0	4	6	0	32	7
16	17	LIPUZIC LUKAS		Slovenia Team A	23 + 15 + 13 = 51	42	0	1	9	0	32	0
17	30	LUKARIC TOMAS		Croatia Team A	16 + 11 + 25 = 52	75	0	1	30	0	29	15
18	11	BORGHESI THOMAS		Italy Team A	22 + 20 + 12 = 54	46	0	1	8	0	37	0
19	8	MATTHEWS ALEX		Ireland Team B	24 + 23 + 11 = 58	55	0	0	28	0	26	1
20	4	O'NEILL ADAM		Ireland Team A	32 + 18 + 9 = 59	42	0	5	9	0	26	2
21	2	LYNCH SARAH		Ireland Team A	15 + 19 + 28 = 62	36	0	1	11	0	23	1
22	33	GRACIA MARIN JUAN CARLOS		Spain Team A	14 + 24 + 27 = 65	44	0	1	5	2	35	1
23	1	ROCHE KEVIN		Ireland Team A	30 + 16 + 21 = 67	72	0	0	33	0	34	5
24	19	TONCETIC ZAN		Slovenia Team A	21 + 26 + 20 = 67	53	0	1	24	0	24	4

Rank	Bib	Participant	Nation	Team	Ranks	Count	6	5	4	3	2	1
25	23	ENGELMAN PASCAL		Germany Team A	26 + 32 + 14 = 72	23	0	2	2	0	17	2
26	6	DONAGHEY PATRICK		Ireland Team B	18 + 33 + 22 = 73	34	0	0	2	0	32	0
27	21	BRANDT MAXIMILIAN		Germany Team A	24 + 27 + 26 = 77	45	0	1	20	0	21	3
28	5	DONAGHEY JAMES		Ireland Team A	26 + 25 + 29 = 80	27	0	0	7	0	20	0
29	35	RIGO ADROVER TONI		Spain Team A	33 + 21 + 31 = 85	53	0	1	5	0	39	8
30	25	HENNEKEN NOAH		Germany Team A	34 + 29 + 22 = 85	38	0	0	6	1	27	4
31	10	KIRWAN BRADLEY		Ireland Team B	29 + 28 + 32 = 89	32	0	0	19	0	11	2
32	7	JOSEPH HANNAH		Ireland Team B	31 + 30 + 30 = 91	24	0	0	5	0	19	0
29		FERJANCIC DOMINIK		Croatia Team A	0 + 0 + 16	28	0	0	18	0	10	0
36		FERNANDEZ MENDIZABAL NAHIA		Spain Team A	20 + 0 + 0	12	0	0	1	0	11	0
26		RUKAVINA MILAN		Croatia Team A	19 + 31 + 0	19	0	0	2	0	17	0